

## Precision Casting Long Life Satin Polish Stainless Steel Square Tube Connector 50mm For Building Use

### Specifications:

Item	Precision Casting Long Life Satin Polish Stainless Steel Square Tube Connector 50mm For Building Use
<b>Material</b>	Stainless steel 304/316/316L
<b>Size</b>	40mm/50mm
<b>Thickness</b>	1.5mm/2mm
Packing	1pc in 1 PP Bag + Inner White Box + Cardboard Box + Pallet
<b>Sample</b>	1-3 PCS for free, Freight collect
Delivery time	10-20 workdays depends on order quantity
<b>MOQ</b>	10 pieces
Payment	General T/T 30% deposit, balance against BL copy

### Product Models:

For use with 40\*40\*1.5(mm) tubes



**S401**



**S402**



**S403**









**S404**



**S405**

For use with 50\*50\*2(mm) tubes:



2-way tube connector 	For tube dimensions	Model
	40×20×1.5(mm)	S400
	40×40×1.5(mm)	S401
	50×50×1.5(mm)	S501
	51×51×3.2(mm)	S511
3-way tube connector 	For tube dimensions	Model
	40×40×1.5(mm)	S402
	51×51×3.2(mm)	S512
3-way tube connector 	For tube dimensions	Model
	30×30×1.5(mm)	S303
	40×40×1.5(mm)	S403
	50×50×2.0(mm)	S503
	51×51×3.2(mm)	S513
4-way tube connector 	For tube dimensions	Model
	40×40×1.5(mm)	S404
	50×50×2.0(mm)	S504
	51×51×3.2(mm)	S514
4-way tube connector 	For tube dimensions	Model
	40×40×1.5(mm)	S405

## Project Photos:



**Round Type** Stainless Steel Pipe Corner Connector / Pipe Elbow:





Part No.	For tube size	Material	Finish
▪ E301	▪ $\Phi 42.4\text{mm}$ ▪ $\Phi 50.8\text{mm}$	▪ AISI 304 ▪ AISI 316	▪ Satin ▪ Mirror



Part No.	For tube size	Material	Finish
▪ E302	▪ $\Phi 42.4\text{mm}$ ▪ $\Phi 50.8\text{mm}$	▪ AISI 304 ▪ AISI 316	▪ Satin ▪ Mirror



Part No.	For tube size	Material	Finish
▪ E303	▪ $\Phi 42.4\text{mm}$ ▪ $\Phi 50.8\text{mm}$	▪ AISI 304 ▪ AISI 316	▪ Satin ▪ Mirror



Part No.	For tube size	Material	Finish
▪ E304	▪ $\Phi 42.4\text{mm}$ ▪ $\Phi 50.8\text{mm}$	▪ AISI 304 ▪ AISI 316	▪ Satin ▪ Mirror



Part No.	For tube size	Material	Finish
▪ E305	▪ $\Phi 12\text{mm}$ ▪ $\Phi 20\text{mm}$	▪ AISI 304 ▪ AISI 316	▪ Satin ▪ Mirror



Part No.	For tube size	Material	Finish
▪ E306	▪ $\Phi 50.8\text{mm}$	▪ AISI 304 ▪ AISI 316	▪ Satin ▪ Mirror



Part No.	For tube size	Material	Finish
▪ E307	▪ $\Phi 43$	▪ AISI 304 ▪ AISI 316	▪ Satin ▪ Mirror



Part No.	For tube size	Material	Finish
▪ B502	▪ $\Phi 12\text{mm}$	▪ AISI 304 ▪ AISI 316	▪ Satin ▪ Mirror



### **Delivery & Packaging**

--Delivery: 3-5 days by air. 10-15 days by sea

--Packing: one piece into one plastic bag, 3 pieces into one box.

--Regular lead time: 3-5 days if goods are in stock. 15-20 days if goods are not in stock. ( It depends on quantity)







Contact us now for more information:

Email: [sales03@launch-china.cn](mailto:sales03@launch-china.cn)

Mob/Whatsapp: +8613686807796