






stainless steel square mini top rail for frameless glass balustrade

1.stainless steel square mini top rail description.


Material	stainless steel 316L/316/304
Finish	Brushed or Mirror polished
Dimension	1. Round shape: dia 25.4mm, groove 14*14mm, 5.8 meter per length, or as per your requirement. 2. Square shape: 25*20mm, groove 14*14mm, 5.8 meter per length, or as per your requirement.
For glass thickness	8-13.52mm
Rail fittings	180 degree connector, 90 degree connector, wall to rail connector bracket, end cap
position	deck railings, porch railings, balcony railing, frameless spigot glass railing, swimming pool fence railings etc.



mini top rail



square top rail fittings



www.launch-china.cn



2. adjustable connector for square stainless steel balustrades top rails:

1).Up/down adjustable connector.



2).Left/right adjustable connector.



3. Fixed connector for square stainless steel balustrades top rails:



4. square stainless steel balustrades top rails project:





Contact :

Joey Lan

Shenzhen Launch Co., Ltd

www.launch-china.com www.launch-china.en.alibaba.com www.chinabalustrade.com

Email: sales02@launch-china.cn .

Skype: launch-02 . Office: 86-755-86037559 .