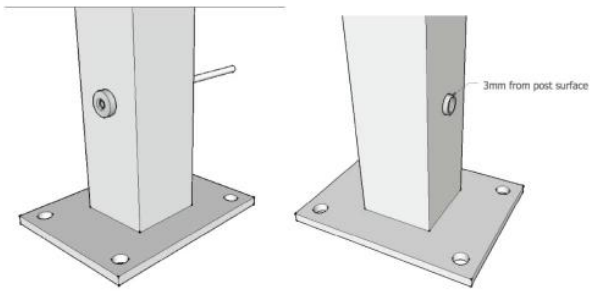



Cable fitting T807A installtion




Put cable inside part 1 and tighten with hydraulic crimper , then let part 2 go Through post and then screw together With part 1 .



Hydraulic Crimper





樓梯	高度	850-1500mm 樓梯 欄杆 高度
	欄杆 / 樓梯 欄杆 樓梯 欄杆 樓梯 欄杆	
	欄杆 欄杆	8 / 4/6 欄杆MM / 欄杆
欄杆 欄杆 欄杆	欄杆 欄杆	欄杆: dia50.8 / 42.4 / 38MM. 50 * 50/40 * 40/60 * 40MM / 欄杆
	欄杆	欄杆: dia50.8 / 42.4 / 38MM. 50 * 50/40 * 40 / 欄杆
	欄杆 欄杆	SUS304 / 316 / 欄杆 欄杆
欄杆	欄杆	SUS304 / 316 / 欄杆 / 欄杆 / 欄杆) 欄杆 欄杆 Coate)
	欄杆 欄杆	SUS304 / 316
	欄杆 欄杆	DIY 欄杆 欄杆 欄杆 欄杆 欄杆 欄杆 欄杆
欄杆 欄杆	欄杆 欄杆 欄杆 欄杆 欄杆 欄杆 欄杆 欄杆	
	欄杆 欄杆 欄杆 欄杆 欄杆 欄杆 欄杆 欄杆	
	欄杆 欄杆 欄杆 欄杆 欄杆 欄杆 欄杆 欄杆	manul 欄杆 欄杆 欄杆 欄杆 欄杆 欄杆

欄杆 欄杆 欄杆 欄杆:



□□□□ / □□□□□□ □□ □□□□ □□□□ □□□□□□ □□□□ □□□□ □□□□□□ □□□□:



T801- 3mm/4mm cable



T802- 5mm/6mm cable



T803-3mm/4mm/5mm cable



T804- 4mm/5mm/6mm cable



T805- 3mm cable



T806- 4mm cable




T807- 3mm/4mm cable




T809- 4mm/5mm cable

□□□□ □□□□□□ □□□□□□ □□□□□□ □□□□:



□□□□□□□□:



☎️ 项目地址: 上海浦东新区

售楼处

☎️ WhatsApp / HP: +8613686807796

☎️ 电子邮箱: sales03@launch-china.cn.