Matte Black 304/316 Edelstahl-Glasklemmen für 6-mm-Glasgeländer.

1).Merkmale aus Edelstahl-Glasklemmen für 6 mm Glas -

- Modell-Nr. G103.
- Abmessungen 50 * 40 * 22mm
- Wohnung zurück für Wand- / Quadrat-Geländerpfostenhalterung
- Material - 304/316 Edelstahl
- Finish - Mattschwarze Pulverbeschichtung mit Akzo-Nobelpulver von hoher Qualität

2).Fotos von G103 Edelstahlglasklemmen für 6 mm Glas

3).Montageanleitung für Edelstahl-Glasklemmen für 6 mm Glas -

Glass Clamp Installation Guide

Mark and centre punch desired location of blind rivet nut location.

Drill centre punched hole in tube to suit blind rivet nut.

Insert blind rivet nut into tube and fasten with blind rivet tool.

Check installed blind rivet nut is secure and ready for install.

Align half glass clamp with blind rivet nut inline position. Screw in button head cap screw into thread and tighten with hex key.

Select appropriate rubber gasket to suit glass panel thickness. Install rubber gasket into both sides of glass clamp. (Note rubber gasket marked with sizes).

If heavier clamping load is required please use supplied glass clamp pin, during the install process. Note glass panels will require drilling in order to fit glass clamp pins.

Fit glass panel into position, install second half of glass clamp secure with provided hex screws.

Tighten glass clamps with hex key, and check glass panel are secure with no movement.

4).Wir haben eine Vielzahl von Glasklemmmodellen für Ihre Auswahl-

Drawing	Picture	Ref.	A	B	C	D	E
		G108	55	55	25	11	0
		G108R	58	55	30	11	R25.4
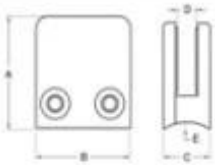		G101	51	41	25	11	0
		G101R	55	41	25	11	R21.5/R25.4
		G102	44	44	25	11	0
		G102R	48	44	25	11	R21.5/R25.4
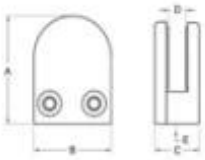		G103	50	40	22	8	0
		G104	50	40	26	12	0
		G105	54	45	28	14	0
		G107	63	45	28	14	0
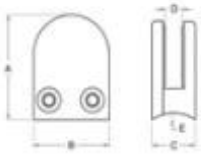		G103R	52	40	22	8	R21.5
		G104R	52	40	26	12	R21.5
		G105R	58	45	28	14	R21.5/R25.4
		G107R	66	45	28	14	R21.5/R25.4
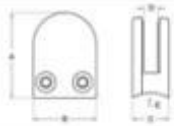		G106	50	40	25	12	0
		G106R	52	40	25	12	R21.5/R25.4

5) Glasgeländerungsprojektfotos mit Glasklemmen-

KEBIL科比奥®