Schwimmbad Zaunglas zum Nach dem Scharnier für 8mm 10mm 12mm Dicke Glasgatter Federgeladene Art.

Spezifikationen für Schwimmbadzaunglas, um das Scharnier zu posten-

Modell Nr.	G-P.
Art	Glas zum Nachlassen von Scharnier
Material	316 Edelstahl.
Fertig	Satin-
Glasdicke.	8-12mm.
Max.Türblatt Gewicht.	30kg pro Paar von Scharnier

Glas zum Biegen von Scharnierfoto -

G-R2

Installationsanweisungen für Schwimmbadzaunglas, um das Scharnier zu posten-

KEBIL科比奥
www.launch-china.cn

Instructions for adjusting tension on Glass to Round post hinge

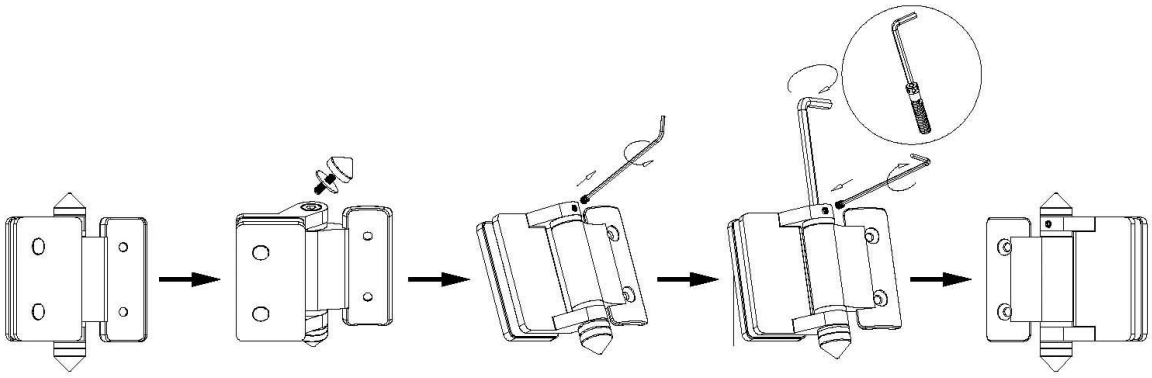

STEP 1
Remove cone and grub screw by turning anticlockwise to reveal tension pin.

STEP 2
Remove grub screw from side of hinge with Allen Key supplied.

STEP 3
Turn the tension pin clockwise to the next hole in tension pin,then tighten the grub screw, repeat this process a Maximum of three times or 360°, Do not over tension.

Lochzeichnung für Schwimmbad Zaunglas, um das Scharnier zu posten -

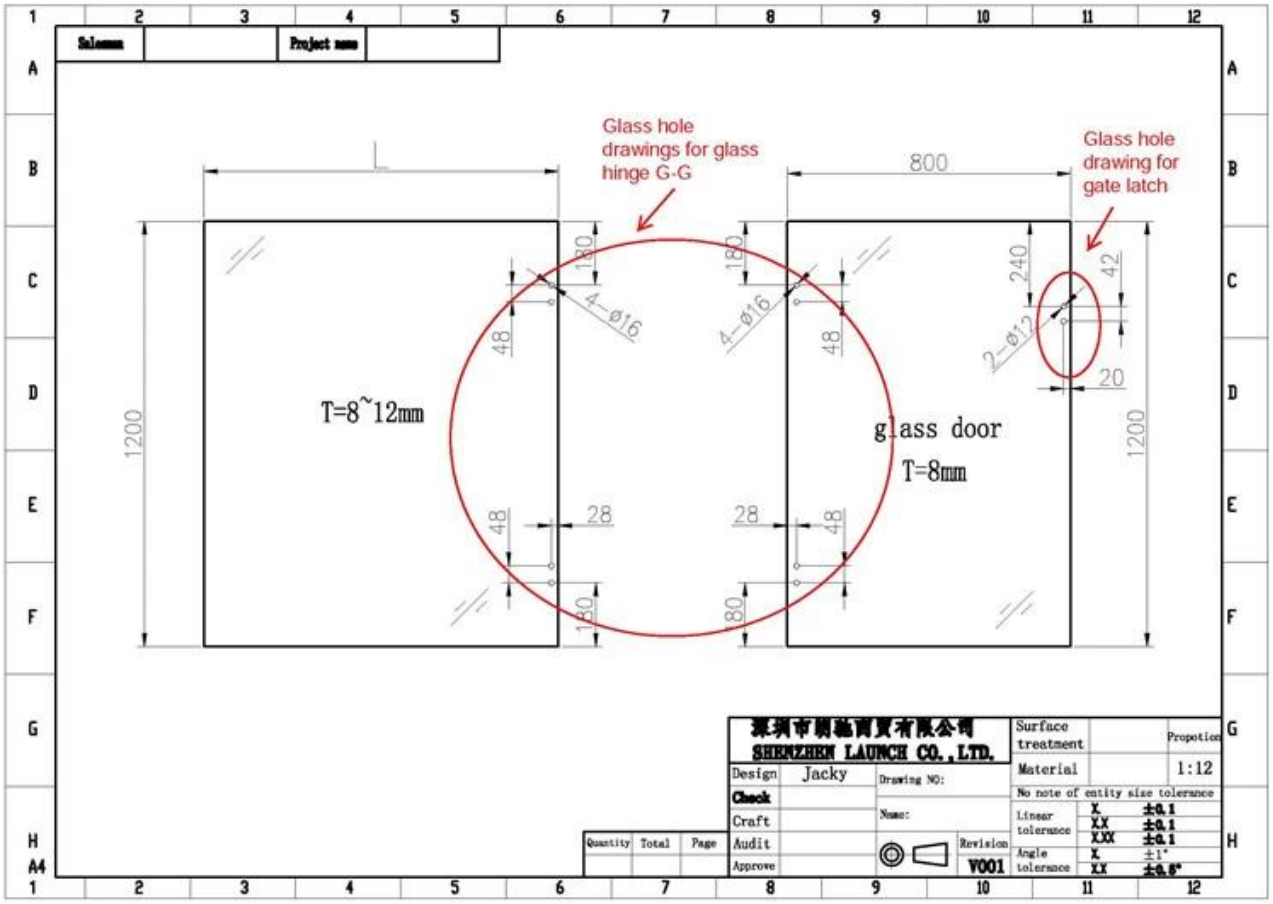

Schwimmbadzaun mit Schwimmbad Zaunglas zum postieren von scharnierprojektfotos -




GML
RAMPE
BALCON
REVETEMENT