



Pasamanos de hierro galvanizado Balcón antiguo Balcón con recubrimiento diseños de barandilla de barandilla de acero galvanizado

| | | | |
|---------------------|---------------------------------|---------------------------------------|--|
| nombre del producto | Barandilla de acero galvanizado | Tamaño regular | H 1.1 m*w 1.2 m |
| Límite alto | 2 m | Grosor del tubo | 1.2-2.5 mm |
| Lote inicial | 20 M o 20□ | Lugar de producto | Provincia de Guangdong, China |
| Material | Acero | Método de cálculo del precio unitario | Altura por debajo de 1.2 m en metros, altura por encima de 1.2 m en cuadrado |
| Artesanía | ensamblado y soldado | Tratamiento de superficies | Cubierto de polvo |







Asamblea:




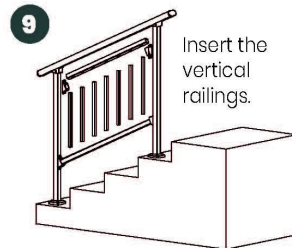
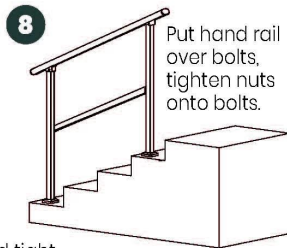
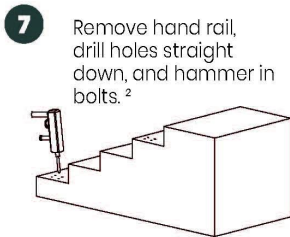
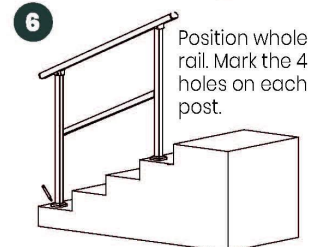
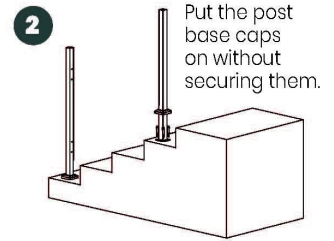
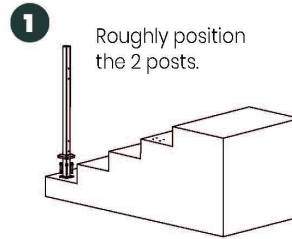
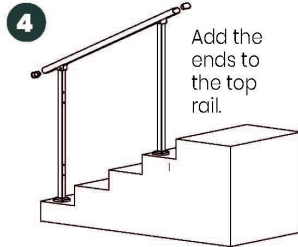
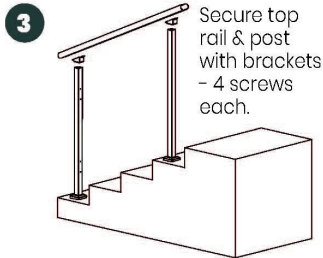


Guías de instalación:

Guard Rail Assembly Instructions

Tools Required: Electrical Power Drill
(Impact Drill Preferred)

Overview: Assemble the rail and position it before marking holes for drilling. Improper installation can lead to failure of rail system or injury.



² Double check posts are parallel and tight against inside rail before marking holes for drilling.

¹ Inside rail will be loose until each post is secured to the ground.


³ Push and pull top rail & inside rail to ensure all is secure.

Producción Y embalaje de escalera a ceraso para manos en nuestro taller:



KEBIL®

SHENZHEN LAUNCH CO., LTD







Por favor sentir gratis para contacta o a nosotros pormás detalles:

Contacto: Víspera

Correo electrónico:sales03@launch-china.cn

HP/WhatsApp:+8613686807796