


Shenzhen Launch fabrica cercas de acero de zinc con recubrimiento de polvo negro de alta resistencia para escaleras, balcones, carreteras, puentes, etc.





Características-

|                       |  |
|-----------------------|--|
| Artículo              | Valla de acero al zinc   |
| Material              | acero o aluminio   |
| Terminar              | revestimiento de zinc, revestimiento en polvo  |
| Pasamanos superior    |  <p>Óvalo de 80x40mm</p>  |
| Publicación principal |  <p>40x40mm</p>   |
| Barra intermedia      |  <p>32 * 32 mm</p>   |
| postes verticales     | 12 * 12 mm   |
| Accesorios            | <p>poste al soporte de la barandilla / barra intermedia al soporte del poste</p>  |
| Montaje               | fácil de instalar con tornillos  |
| MOQ                   | 1 juego  |

Más tamaños disponibles -

## Galvanized Steel Railings

More sizes available-

| Item          | Specs. | Shape   | Remark   | Item                    | Specs.                     | Shape   | Remark   | Item  | Specs. (mm)                | Shape  | Remark   |
|---------------|--------|---|----------|-------------------------|----------------------------|---|----------|---|----------------------------|--|----------|
| Handrail (mm) | 80x40  |  | optional | Main Post               | 40x40<br>50x50             |  | optional | Connector (middle/bottom rail to post)          | 32x32 40x40<br>40x30 50x50 |   | optional |
|               | 60x30  |  |          | Middle/Bottom rail      | 32x32 35x35<br>40x40 45x45 |  |          | water-proof sleeves ( for small vertical post)  | 19x19 16x16<br>22x22 25x25 |   |          |
|               | 70x30  |  |          |                         | 40x30                      |  |          |   | 25x12 28x20                |   |          |
|               | 93x45  |  |          | Small vertical post     | 19x19 16x16<br>22x22 25x25 |  |          | Rivet screw                                     | M6x15                      |   |          |
|               | 80x40  |  |          |                         | 25x12                      |  |          | corner connector (handrail to handrail to post) | 80x40/40                   |   |          |
|               | 80x40  |  |          |                         | 28x20                      |  |          | T shape connector                               | 80x40/40                   |   |          |
|               | 60x40  |  |          |                         | 25x18                      |  |          | post to handrail connector                      | 80x40                      |   |          |
|               | 60x60  |  |          |                         | Φ22                        |  |          | Handrail connection cover                       | 80x40                      |   |          |
|               | 50x50  |  |          | Middle/Bottom slot rail | 32x32 35x35                |  |          | Main post base plate                            | 40x40                      |   |          |
|               | 60x40  |  |          |                         | 40x30                      |  |          | Main post base cover                            | 40x40                      |   |          |
|               |        |   |          |                         |                            |   |          | handrail cap                                    | 80x40                      |  |          |

Kit de muestra de valla de acero zinc







Más diseños de cercas de acero, con solo una barra central.



Fotos de producción de valla de acero zinc





Fotos del proyecto de la cerca de acero zinc





















