


Poste de barandilla de acero inoxidable para sistemas de barandilla de vidrio de barandilla de balcón / escalera



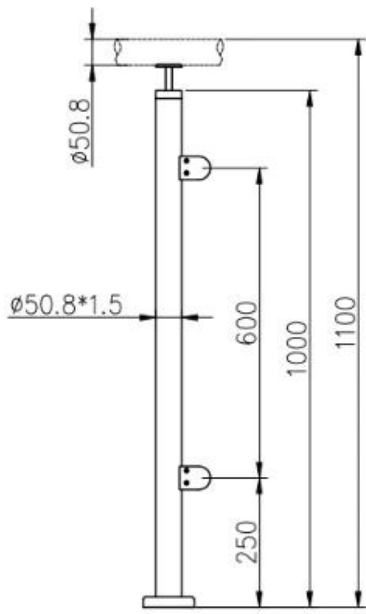
1	Material y acabado	Acero inoxidable 304/316; Acabado satinado o espejo
2	Altura	1000MM / tamaño personalizado
3	Poste de puntal	Tubo D50.8 * 1.5 (mm); Soporte de riel superior ajustable en 4 direcciones; Abrazadera de vidrio cuadrada o redonda.
4	Riel superior	Tubo hueco D50.8 * 1.5 (mm)
5	Barandilla de seguridad	Panel de vidrio transparente templado de 10 mm / 12 mm
6	Uso y Ubicación	Balaustre, Balaustrada, Barandilla, Valla, Pasamanos, Barandales; Balcón, Puente, Cubierta, Jardín, Patio, Piscina, Porche, Escalera, Terraza
7	Instalación	Montaje superior / lateral

8 Paquete

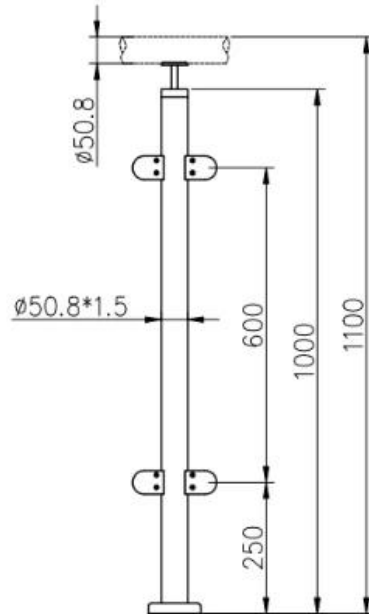
EPE + Caja interior + Cartón



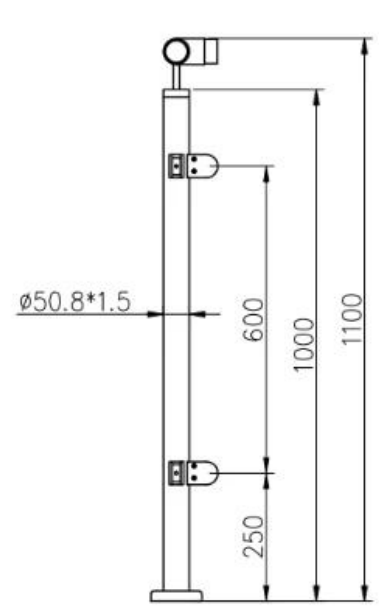
**LCH-106**



**LCH-107**



**LCH-108**



Instalación:

## Glass Clamp Installation Guide



Mark and centre punch desired location of blind rivet nut location.



Drill centre punched hole in tube to suit blind rivet nut.



Insert blind rivet nut into tube and fasten with blind rivet tool.



Check installed blind rivet nut is secure and ready for install.



Align half glass clamp with blind rivet nut in line position. Screw in button head cap screw into thread and tighten with hex key.



Select appropriate rubber gasket to suit glass panel thickness. Install rubber gasket into both sides of glass clamp. (Note rubber gasket marked with sizes).



If heavier clamping load is required please use supplied glass clamp pin, during the install process. Note glass panels will require drilling in order to fit glass clamp pins.



Fit glass panel into position, install second half of glass clamp secure with provided hex screws.



Tighten glass clamps with hex key, and check glass panel are secure with no movement.

## Muestra del proyecto

**Poste de barandilla de acero inoxidable para sistemas de barandilla de vidrio de barandilla de balcón / escalera**

**Para diseños de escaleras / cubiertas:**









porbalcónbarandilladiseños:









**Bienvenido a contactarnos para más detalles:**

**Wendy: [sales04@launch-china.cn](mailto:sales04@launch-china.cn)**

**HP / WhatsApp / WeChat: +8615989339827**