Notre grosses soldes verre escalier balustrade dessins:





Kits de rampe d'escalier en verre intérieur moderne

1	Matériel & terminer	Acier inoxydable 304/316; Satin ou miroir
2	la taille	1000MM / taille personnalisée
3	Poteau de poteau	Tube D50,8 * 1,5 (mm); Support de rail supérieur réglable dans 4 directions; Pince de verre carrée ou ronde.
4	Rail supérieur	Tube creux D50.8 * 1.5 (mm)
5	Garde-corps de sécurité	Panneau en verre clair gâché de 10mm / 12mm

6	Utilisation & Emplacement	Balustres, balustrades, rampes, clôtures, balustrades, balustrades; Balcon, pont, terrasse, jardin, patio, piscine, porche, escalier, terrasse
7	Installation	Monté sur le dessus / côté
8	Paquet	EPE + Boîte intérieure + Carton
9	Un service	1, les accessoires et raccords compatibles sont fournis; 2, planification de la construction; 3, conseils d'ingénieur professionnel; 4, guidage d'installation; 5, OEM, ODM, conception de client;
dix	Contact	EMAIL, SKYPE, WhatsApp, WeChat et QQ sont indiqués en filigrane sur les images ci-dessous

LCH-106

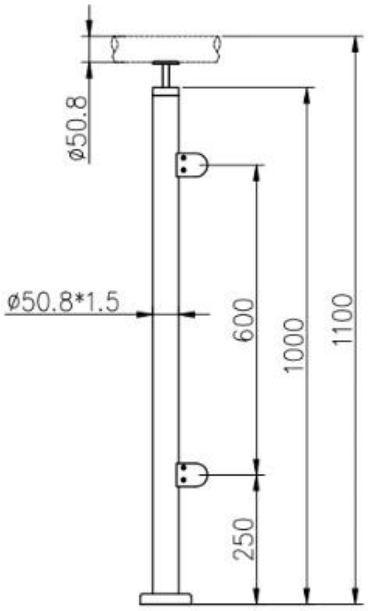

LCH-107

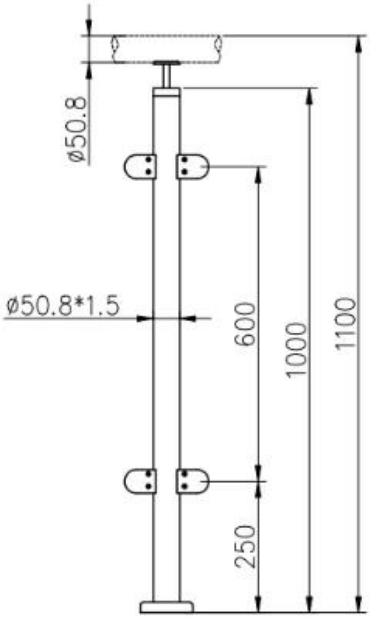

LCH-108

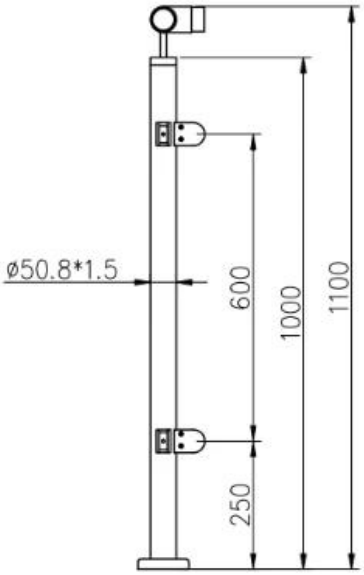

Installation:

Glass Clamp Installation Guide



Mark and centre punch desired location of blind rivet nut location.

Drill centre punched hole in tube to suit blind rivet nut.

Insert blind rivet nut into tube and fasten with blind rivet tool.

Check installed blind rivet nut is secure and ready for install.

Align half glass clamp with blind rivet nut inline position. Screw in button head cap screw into thread and tighten with hex key.

Select appropriate rubber gasket to suit glass panel thickness. Install rubber gasket into both sides of glass clamp. (Note rubber gasket marked with sizes).

If heavier clamping load is required please use supplied glass clamp pin, during the install process. Note glass panels will require drilling in order to fit glass clamp pins.

Fit glass panel into position, install second half of glass clamp secure with provided hex screws.

Tighten glass clamps with hex key, and check glass panel are secure with no movement.

Projet spectacle



Pour balcon balustrade dessins:



Ressentir libre à contact nous:
Eve Chow
sales03@launch-china.cn
HP / WhatsApp: +8615907334556