


Poteau de balustrade d'acier inoxydable pour les systèmes de garde-corps en verre de balustrade de balcon / escalier



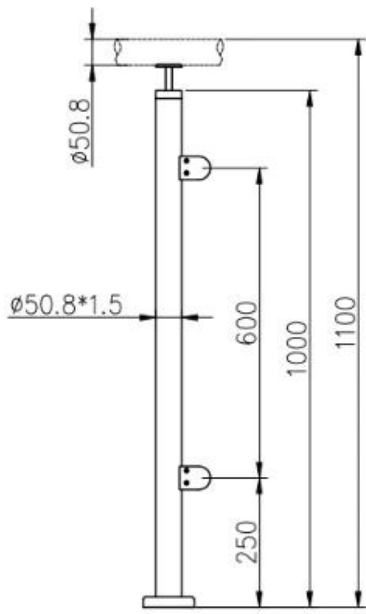
1	Matériel et finition	Acier inoxydable 304/316; Finition satinée ou miroir
2	la taille	1000 MM / taille personnalisée
3	Poteau de poteau	Tube D50.8 * 1.5 (mm); Support de rail supérieur réglable en 4 directions; Pince à verre carrée ou ronde.
4	Rail supérieur	Tube creux D50.8 * 1.5 (mm)
5	Garde-corps de sécurité	Panneau en verre transparent trempé de 10 mm / 12 mm
6	Utilisation & Emplacement	Balustre, balustrade, rampe, clôture, main courante, garde-corps; Balcon, Pont, Terrasse, Jardin, Patio, Piscine, Porche, Escalier, Terrasse
sept	Installation	Montage supérieur / latéral

8 Paquet

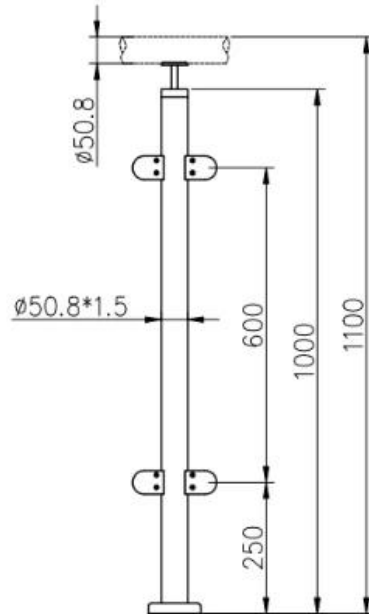
EPE + boîte intérieure + carton



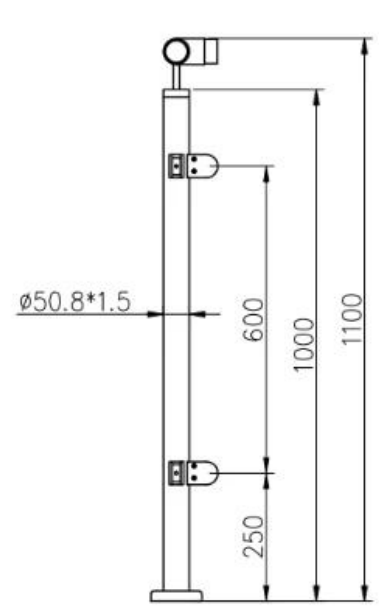
LCH-106



LCH-107



LCH-108



Installation:

Glass Clamp Installation Guide



Mark and centre punch desired location of blind rivet nut location.



Drill centre punched hole in tube to suit blind rivet nut.



Insert blind rivet nut into tube and fasten with blind rivet tool.



Check installed blind rivet nut is secure and ready for install.



Align half glass clamp with blind rivet nut inline position. Screw in button head cap screw into thread and tighten with hex key.



Select appropriate rubber gasket to suit glass panel thickness. Install rubber gasket into both sides of glass clamp. (Note rubber gasket marked with sizes).



If heavier clamping load is required please use supplied glass clamp pin, during the install process. Note glass panels will require drilling in order to fit glass clamp pins.



Fit glass panel into position, install second half of glass clamp secure with provided hex screws.



Tighten glass clamps with hex key, and check glass panel are secure with no movement.

Projet spectacle

Poteau de balustrade d'acier inoxydable pour les systèmes de garde-corps en verre de balustrade de balcon / escalier

Pour les conceptions d'escalier / terrasse:





Pour balcon balustrade de dessins:







Bienvenue à contact nous pour plus de détails:

Wendy: sales04@launch-china.cn

HP / WhatsApp / WeChat: +8615989339827