

Prezzi convenienti per esterni Ringhiere per corrimano in alluminio verniciato a polvere nero opaco tipo di assemblaggio facile con l'intero set di accessori disponibili.
































I. Caratteristiche delle ringhiere per corrimano in alluminio-

- Tipo facile da installare, con un intero set di accessori disponibili
- anti ruggine
- aspetto moderno
- tempi di consegna rapidi di produzione

II. Dimensioni dei materiali per ringhiere in alluminio -

Galvanized Steel Railings

More sizes available-

| Item | Specs. | Shape | Remark | Item | Specs. | Shape | Remark | Item | Specs. (mm) | Shape | Remark |
|---------------|--------|---|----------|-------------------------|----------------------------|---|----------|---|----------------------------|---|----------|
| Handrail (mm) | 80x40 |  | optional | Main Post | 40x40 50x50 |  | optional | Connector (middle/bottom rail to post) | 32x32 40x40 40x30 50x50 |  | optional |
| | 60x30 |  | | Middle/Bottom rail | 32x32 35x35 40x40 45x45 |  | | water-proof sleeves (for small vertical post) | 19x19 16x16 22x22 25x25 |  | |
| | 70x30 |  | | | 40x30 |  | | | 25x12 28x20 |  | |
| | 93x45 |  | | Small vertical post | 19x19 16x16 22x22 25x25 |  | | Rivet screw | M6x15 |  | |
| | 80x40 |  | | | 25x12 |  | | corner connector (handrail to handrail to post) | 80x40/40 |  | |
| | 80x40 |  | | | 28x20 |  | | T shape connector | 80x40/40 |  | |
| | 60x40 |  | | | 25x18 |  | | post to handrail connector | 80x40 |  | |
| | 60x60 |  | | | φ22 |  | | Handrail connection cover | 80x40 |  | |
| | 50x50 |  | | Middle/Bottom slot rail | 32x32 35x35 |  | | Main post base plate | 40x40 |  | |
| | 60x40 |  | | | 40x30 |  | | Main post base cover | 40x40 |  | |
| | | | | | | | | handrail cap | 80x40 |  | |

III. Guida all'installazione di corrimano in alluminio -

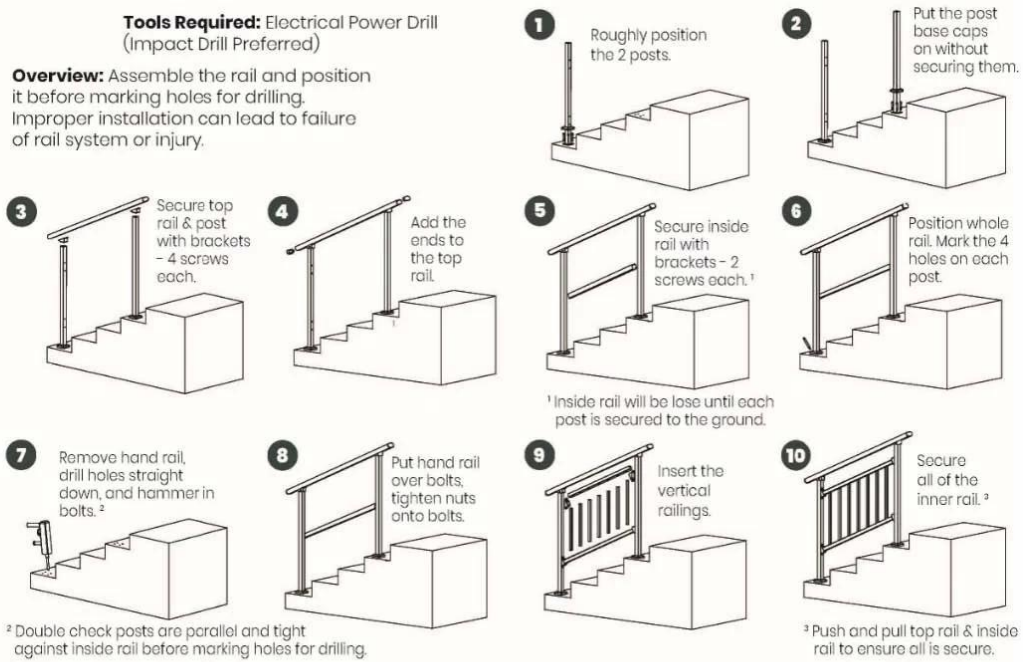
Galvanized Steel Railings

Instructions-

Guard Rail Assembly Instructions

Tools Required: Electrical Power Drill
(Impact Drill Preferred)

Overview: Assemble the rail and position it before marking holes for drilling. Improper installation can lead to failure of rail system or injury.



IV. Foto di produzione di ringhiere in alluminio -

