

Sistema di balaustre in vetro in acciaio inossidabile con ringhiera in vetro per scale / balconi di sicurezza

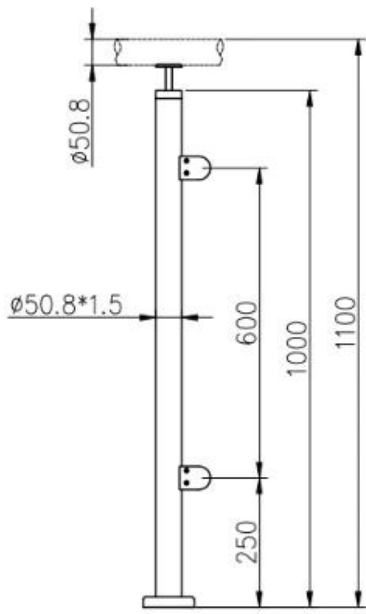
1	Materiale e finitura	Acciaio inossidabile 304/316; Finitura satinata o specchiata
2	Altezza	1000 mm / dimensioni personalizzate
3	Stanchion Post	Tubo D50,8 * 1,5 (mm); Staffa guida superiore regolabile a 4 vie; Morsetto per vetro quadrato o rotondo.
4	Guida superiore	Tubo cavo D50,8 * 1,5 (mm)
5	Ringhiera di sicurezza	Pannello in vetro trasparente temperato da 10 mm / 12 mm
6	Utilizzo e Posizione	Balaustra, balaustre, ringhiera, recinzione, corrimano, ringhiere; Balcone, Ponte, Terrazza, Giardino, Patio, Piscina, Portico, Scala, Terrazza
7	Installazione	Montaggio superiore / laterale
8	Pacchetto	EPE + scatola interna + cartone

ProdottoSpettacolo

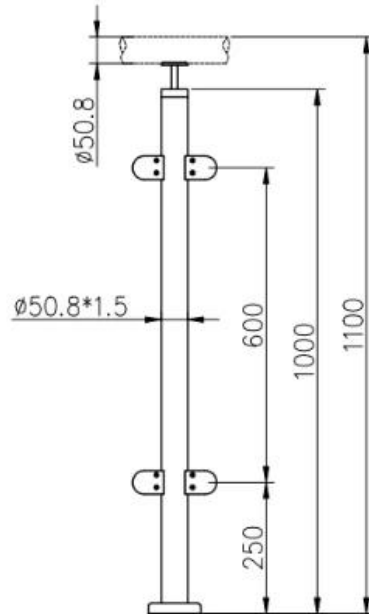


TecnicoDisegno

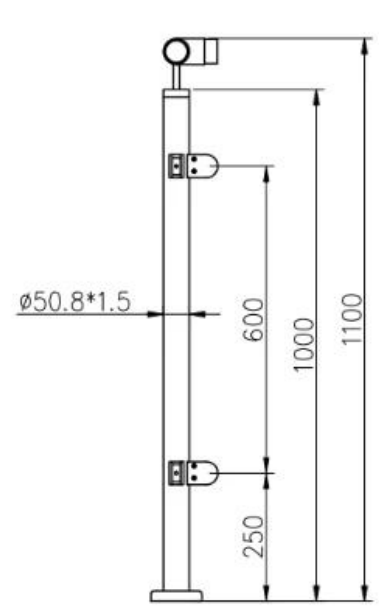
LCH-106



LCH-107



LCH-108



Installazione:

Glass Clamp Installation Guide



Mark and centre punch desired location of blind rivet nut location.



Drill centre punched hole in tube to suit blind rivet nut.



Insert blind rivet nut into tube and fasten with blind rivet tool.



Check installed blind rivet nut is secure and ready for install.



Align half glass clamp with blind rivet nut inline position. Screw in button head cap screw into thread and tighten with hex key.



Select appropriate rubber gasket to suit glass panel thickness. Install rubber gasket into both sides of glass clamp. (Note rubber gasket marked with sizes).



If heavier clamping load is required please use supplied glass clamp pin, during the install process. Note glass panels will require drilling in order to fit glass clamp pins.




Fit glass panel into position, install second half of glass clamp secure with provided hex screws.



Tighten glass clamps with hex key, and check glass panel are secure with no movement.

Spettacolo del progetto

Sistema di balauste in vetro in acciaio inossidabile con ringhiera in vetro per scale / balconi di sicurezza
Per progetti di scale / ponti:





Perbalconeringhieradisegni:







Benvenuto acontattonoi per maggiori dettagli:

Wendy: sales04@launch-china.cn

HP / WhatsApp / WeChat: +8615989339827