







Matt Black Stainless Steel Slimline Handrail Mini Top Rail

1. 25mm x 21mm Nanorail Mini Rail Stainless Steel Slimline Handrail specifications :

- Material: Stainless steel 316L
- Finished: Brushed or Mirror polished
- For glass thickness usually used for 10 - 13.52mm
- Dimension: 25mm Wide x 21mm High Rectangle Tube with a 14x14mm slot along the bottom to sit directly into the glass.
- The Tube is available in both 2900mm and 5800mm lengths.
- Fittings available include:
 Straight Joiners
 90 Degree Joiners
 Adjustable Horizontal Joiners
 Adjustable Vertical Joiners
 End Caps
 Wall Plates

Square Shape Top Rail Fittings	MSQC180	Square 180 degree connector		stainless steel 316	Mirror polished
	MSQC90	Square 90 degree connector			
	MSQCW	Square wall to rail connector			
	MSQCAP	Square end cap			
	MSQC90 - A1	Vertical, Up/Down adjustable connector			
	MSQC90 - A2	Horizontal, Left/Right adjustable connector			

21*25mm slot handrail

5.8 m per length



180 degree joiner



90 degree joiner



Vertical adjustable joiner



Horizontal I adjustable joiner



Wall to handrail joiner



End cap





2. Also, Mirror Polished & Brushed finished 25mm x 21mm, Diameter 25.4mm
Nanorail Mini Rail Stainless Steel Slimline Handrail available :







3. Packaging :

1).Cardboard Tube Packaging

Each piece slot handrail covered with plastic sleeves, then put into a cardboard tube, 5 pcs into a bundle.



2).Bubble Bag Packaging

Each piece slot handrail covered with plastic sleeves, then 6 pcs with woven bag packed into a bundle, then the bundle reappck with outer bubble bag.





Any interest, please contact with me freely :

Email: sales05@launch-china.cn .

