

Glass Spigot SBM Introduction:



SBM

Dimension:

Height: 168MM;

Width: 50mm round;

Groove height: 110mm;

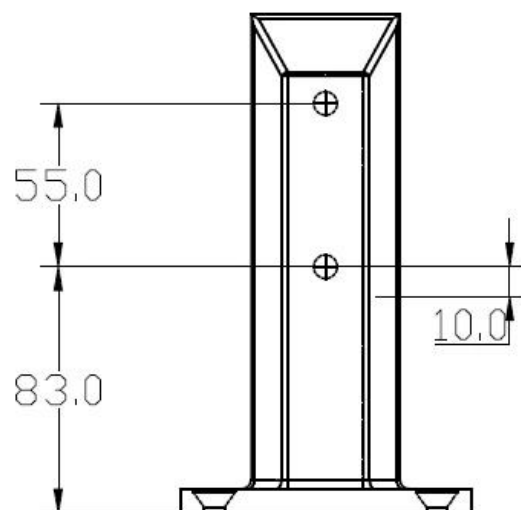
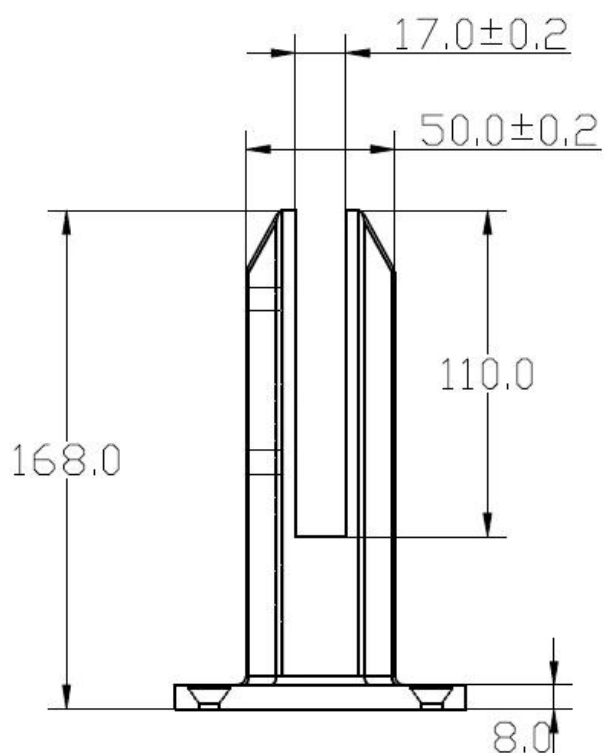
Groove to bottom: 58mm;

Base diameter: 98mm;

Cover plate diameter: 100mm;

2 x M8 grub screws, SS316 pressure plate, special high quality silicon rubber gasket.

100mm diameter dress ring/ cover plate to suit the round spigot for hiding visual fixings (cover plate must be used with installation).



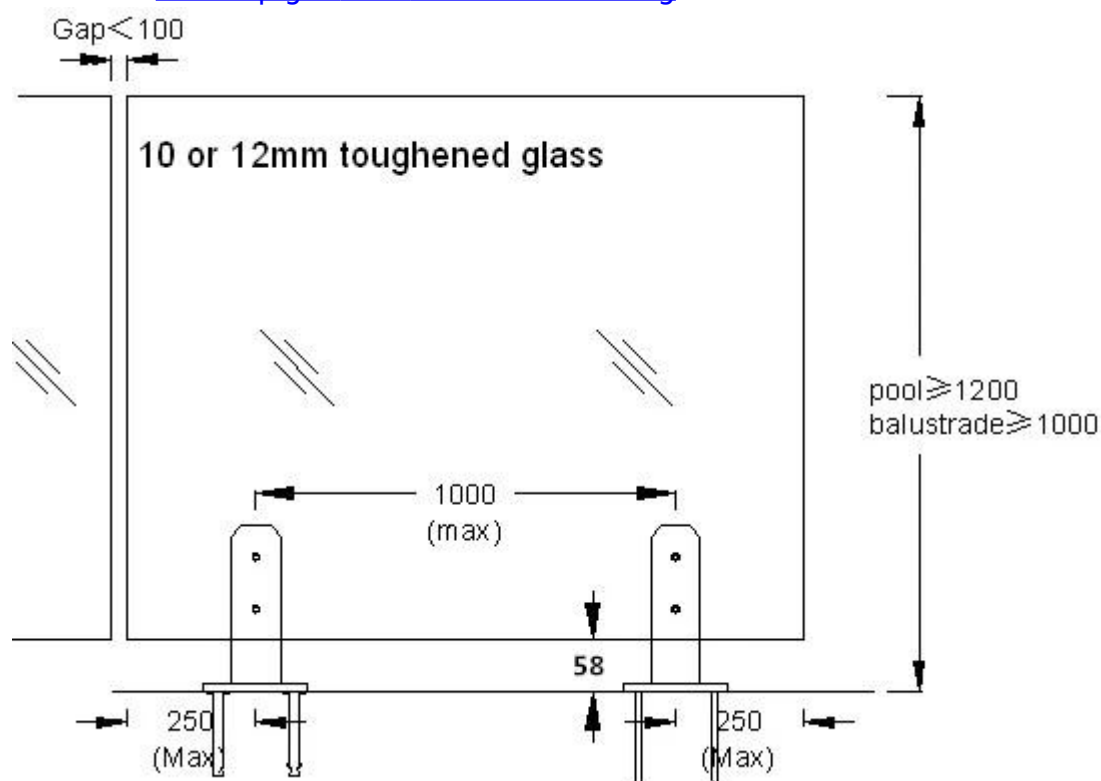
Material:

Marine grade 316 Stainless Steel material to maximize the products life and appearance. This premium quality material is low carbon, anti rust - tough, durable, excellent resistance to corrosion, suitable for outdoor uses.

Surface:

Finished with a fantastic high quality mirror polished finish.

Download [Glass spigot SBM technical drawing](#) here.



Glass Spigot SBM Feature:

- 1.Strong friction clamping system for NO HOLE glass, quick and easy to DIY Install. You can put as many clamps as you like along larger panels of glass.
- 2.Glass spigots are solid Stainless Steel! Not Hollow!
- 3.Suits 10 OR 12mm toughened glass.
- 4.Designed and manufactured according to Australian Standard for swimming pool fencing safety, Australia Balustrade Standard AS&NZS.

Glass Spigot SBM Application:

Stainless steel glass spigots used for fixing glass of swimming pool fencing walls for outdoor living, antirust and very durable.

Nice-

looking mini posts apply to support 10 or 12mm fully frameless glass for fence in home & garden.

Glass gator clamps for the construction of glass handrails for a beautiful stair balustrade or balcony.

Glass Spigot SBM DIY Installation:

- 1.Mark out the centre line of proposed glass fence.
- 2.Determine spigot location and mark out the hole positions, drill the required holes.
- 3.Bolt the base plated spigot into position using the expansion screws for concrete/pavings/tiles or timber screws for wooden decking.
- 4.Fit the cover plate prior to installing frameless glass.
- 5.Install the glass to the spigots and tighten the clamp with supplied Allen key.

Glass Spigot SBM Packaging:

Each glass spigot with 1 cover fitted is wrapped up with one air foam bag to protect from scratches.

Each spigot with foam bag is put into 1 carton box.

4 pcs expansion screws & 4 sets timber screws for installation wrapped by thick rubber hose is put together with 1 spigot.

4 small boxes are packed in 1 big carton box.

1 set installation tool allen keys free supplied in 1 big box.

Each big carton box is individually wrapped up with wrapping film & packing tapes.