

# M12 Round Adjustable Stainless Steel Standoff Bracket for Glass

## Product Description

---

Product Name	M12 round adjustable stainless steel standoff bracket for glass
Material	Stainless steel 316
Finish	Mirror polished or satin brushed
Drill Glass Hole Size	Diameter 16mm hole required in glass
Glass Standoff Size	1) <b>SF-50</b> 50*12mm cap, 50*30mm body, M12*120 bolt, silicon rubber gasket included  2) <b>SF-30</b> 30*10mm cap, 30*25mm body, M8*100 bolt, silicon rubber gasket included
Custom Glass Standoff	Available. We can produce as customer's requirements. (We are factory)
Glass Standoff Installation	Can be install into <u>concrete</u> and <u>timber</u> . (Will match different screws according to customer's requirement)
Glass Standoff Mounting	Wall mounting, side/fascia mounting
Minimum Order Quantity	one piece
Sample	Available to check quality and finish before order
Factory Inspection	Available
For Glass Thickness	Customer's glass thickness
Packing Details	-One glass standoff into one bubble bag, then into one white box. 30 pieces inton one carton.  -Packing as per customer's requirements.
OME & ODM Service	Available

## Glass Standoff Bracket Details

---

**(1) Glass standoff SF-50** (Net weight: 742g/piece - solid)

--Glass standoff with screw fixing into timber




**SF-50**

--Glass standoff with bolt fixing into concrete




**(2) Glass standoff SF-30** (Net weight: 245g/piece - solid)

-Glass standoff with screw fixing into timber



# glass standoff SFT-30

--Glass standoff with bolt fixing into concrete



**(3) Different size glass standoff bracket available**



Part No.	Material	Finish	Body	Bolt size
<ul style="list-style-type: none"> <li>SF-30</li> <li>SF-40</li> <li>SF-50</li> <li>SF-50A</li> </ul>	<ul style="list-style-type: none"> <li>AISI 304</li> <li>AISI 316</li> </ul>	<ul style="list-style-type: none"> <li>Satin</li> <li>Mirror</li> </ul>	<ul style="list-style-type: none"> <li>30x10; 30x25mm</li> <li>40x10; 40x30mm</li> <li>50x12; 50x30mm</li> <li>50x12; 50x50mm</li> <li>silicon rubber gasket included</li> </ul>	<ul style="list-style-type: none"> <li>M10x120 bolt</li> <li>M10x72 wood screw</li> <li>M8x100 bolt</li> <li>M8 x72 wood screw</li> </ul>



Part No.	Material	Finish	Body	Bolt size
<ul style="list-style-type: none"> <li>SF-38Z</li> </ul>	<ul style="list-style-type: none"> <li>AISI 304</li> <li>AISI 316</li> </ul>	<ul style="list-style-type: none"> <li>Satin</li> <li>Mirror</li> </ul>	<ul style="list-style-type: none"> <li>hollow type</li> <li>38x7.5;38x38mm</li> <li>silicon rubber gasket included</li> </ul>	<ul style="list-style-type: none"> <li>M8x70 hexagonal screw</li> </ul>



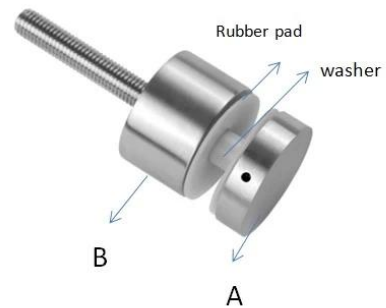
Part No.	Material	Finish	Body	Mounting plate size
<ul style="list-style-type: none"> <li>SF-50T</li> </ul>	<ul style="list-style-type: none"> <li>AISI 304</li> <li>AISI 316</li> </ul>	<ul style="list-style-type: none"> <li>Satin</li> <li>Mirror</li> </ul>	<ul style="list-style-type: none"> <li>50x10;50x30mm</li> <li>silicon rubber gasket included</li> </ul>	<ul style="list-style-type: none"> <li>200x100x10mm</li> </ul>

#### (4) Glass standoff installation guide



## Installation for glass standoff

1. Drill holes (approx.11mm) on the concrete first
  2. Screw M12 bolt into the hole
  3. Tighten B into bolt to go against concrete
  4. Put one piece rubber pad and washer on to B
  5. Put on glass panels against B, Glass holes will go through the washer
  6. Put the other rubber pad against glass panel and then tighten A against glass
- Installation Finished .



## Glass Standoff Bracket Projects









### **Glass Standoff Bracket Packaging**

--Packing: One glass standoff into one bubble bag, then into one white box. 30 pieces into one carton. Or packing as per customer's requirements.

--Lead time: 7 workdays if standoff in stock. 15-20 works if standoff not in stock. It depends on quantity.

-- Delivery: 5-7 days by express. 15-20 days by sea.









## **FAQ**

---

1.Are you factory?

Yes, we are factory.

2.Do you offer free samples?

Yes, we offer free samples, but customers need to pay express charges.

### 3.What materials do you have?

We have the material of stainless steel 304, 316, 316L and Duplex 2205.

### 4.What is your MOQ?

MOQ of order required is 1 pc.

### 5.What kind of payment do you accept?

We accept the payment of T/T, LC, PayPal, West Union, etc.

### 6.What is your payment term?

Our payment term is T/T 100% or 30/70 or L/C at sight .

### 7.What is your delivery time?

Our delivery time is from 5 days to 30 days based on your quantity.

### 8.Do you offer OEM & ODM service?

Yes we offer OEM&ODM service.

### 9.Do you offer after-sales service?

Yes, we offer after-sales service. Any complaint for orders will be dealt with in time within 12 hours.

## Contact

---

Any enquiries or questions, please leave a message. Will get back to you as soon as possible!

For any urgent enquiry, please get in touch below:

-Email: sales04@launch-china.cn

-Tel: (86-755) 8603 7559

-Skype: launch\_04

-Mob/whats APP: +86-13530506265





深圳市朗驰商贸有限公司  
SHENZHEN LAUNCH CO., LTD.

朗驰国际有限公司  
LAUNCH INTERNATIONAL LIMITED.

**董 萍** Doris Dong

Senior Sales Representative

☎ (86) 135 3050 6265

---

深圳市南山区南山大道1092号亿利达大厦B区3栋5003

Room 5003, Building 3, Yilida Building, No.1092  
Nanshan Road, Nanshan District, Shenzhen, China  
postal code 518054

---

☎ (86-755) 8603 7559

☎ (86-755) 8637 2611

✉ sales04@launch-china.cn

💻 www.launch-china.com

www.chinabalustrade.com