

SHENZHEN LAUNCH MANUFACTURES HIGH QUALITY POLISHED STAINLESS GLASS RAIL STANDOFF BASE AND CAP FOR FRAMELESS GLASS BALCONIES RAILING SYSTEMS .

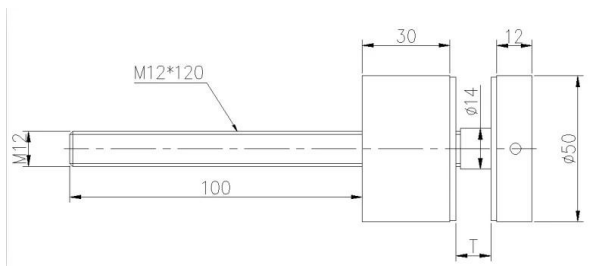

FEATURES-

Compact Design with Base, Cap, and Mounting bolts (or wood screws /lag screws)


For Use with 1/2" and 3/4" (12 and 19 mm) thickness Tempered Glass or 9/16" and 27/32" (13.52 and 21.52 mm) Laminated Tempered Glass for frameless glass Railing Systems .

High Grade Alloy 316 Stainless Steel For Mounting to Steel, Concrete, or Wood Substrate

These heavy-duty **Glass Rail Standoff Base and Caps** work with hand or guard railings.

Part No.	Material	Finish	Body	Bolt size
• SF-30			• 30x10; 30x25mm	• M10x120 bolt
• SF-40	• AISI 304	• Satin	• 40x10; 40x30mm	• M10x72 wood screw
• SF-50	• AISI 316	• Mirror	• 50x12; 50x30mm	• M8x100 bolt
• SF-50A			• 50x12; 50x50mm	• M8 x72 wood screw
			• silicon rubber gasket included	



Part No.	Material	Finish	Body	Bolt size
• SF-38Z	• AISI 304	• Satin	• hollow type	• M8x70 hexagonal screw
	• AISI 316	• Mirror	• 38x7.5; 38x38mm	
			• silicon rubber gasket included	



Part No.	Material	Finish	Body	Mounting plate size
• SF-50T	• AISI 304	• Satin	• 50x10; 50x30mm	• 200x100x10mm
	• AISI 316	• Mirror	• silicon rubber gasket included	

