

Wholesale Glass Balustrade Duplex 2205 [Black Glass Spigot](#)

Product Description

Product Name	Wholesale Glass Balustrade Duplex 2205 Black Glass Spigot
Material	Duplex 2205 / stainless steel 316
Finish	Mirror polished / satin brushed / black / golden or customer's color
For Glass Thickness	10-13.52mm (NO hole required in glass)
Mounting	Floor mounting / core drill mounting
Manufacture Method	Casting (high quality)
Packaging Details	1) One piece into one bubble bag, then into one white box 2) 12 pieces into 365x330x230mm cardboard carton 3) Packing as customers' requirements
Application	Pool fence/balcony/deck/stairs glass balustrade
Factory Inspection	Available
Sample	Available
MOQ	One piece. Could order as per your job requirement.
OEM & ODM Service	Available

Black Glass Spigot Details

Black color finish

It is the revolutionary new electroplated matte black finish developed using advanced technology, it's a finish that ensures high quality and durability.

The electroplated finished involve electrical current processes to form a coherent metal coating, where electroplating essentially changes the existing surface properties of an object, to which layers are added to increase abrasion and wear resistance.

We can black other stainless steel products as well. We are factory.

- 1) Black Glass spigot
- Mirror black spigot



Matte black spigot







Golden finish spigot



2) 4 Model Glass Spigot Available



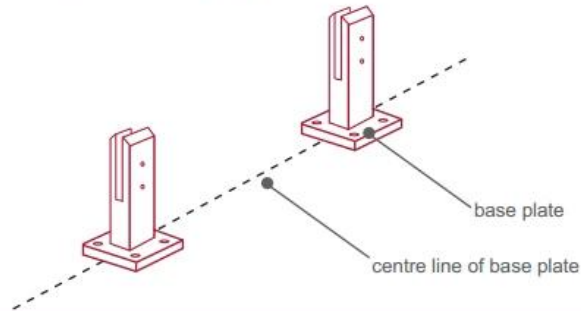
3) Glass Spigot Installation Guide



fixing method: base plate spigots

Mark out the centre line of proposed glass fence with a chalk line. Determine clamp location based on a sheet size (recommendation on pages 1 & 2). Use base plate as a template to mark out the hole positions and drill holes to suit.

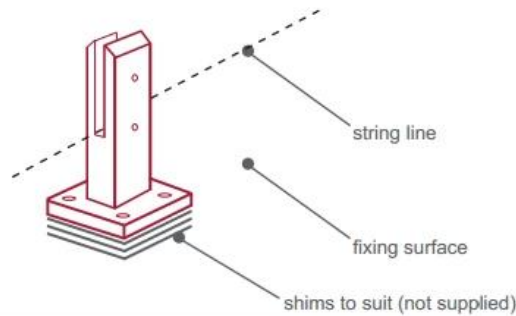
Note: Do not exceed 100mm gaps between glass panels. Optimum gap is 40mm to 60mm



Now the base plated spigots can be fitted to the floor and plumbed via shims (not supplied) under the base plates. Be sure to tighten firmly as the smallest of movement at the base plate will result in noticeable movement at the bottom of the glass fence.

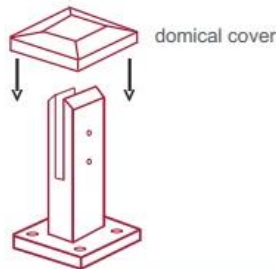
Tip: By setting the two outer spigots of your total span, a string line can be run in the 'throat' of the spigots, giving correct height for all spigots in between

Note: Do not exceed 100mm gap from the fixing surface to the bottom of the glass



When all spigots are installed, slip domical cover the top of the spigot to hide fixings. It will be necessary to turn the adjustment screws on the spigot face all the way in to allow cover to pass over

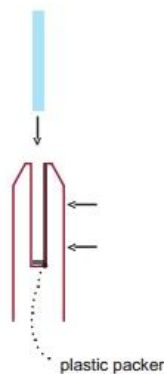
Note: Same installation method applies to round base plate spigot



The glass is then installed to the spigots. Place plastic packers between glass & spigot, at no stage should glass touch the metal

How adjustability works:

1. Place glass in spigot
2. Fix/ tension glass both sides with allen key



Glass Spigot Safety Packaging

1. One piece into one bubble bag, then into one white box.
12 pieces into 365x330x230mm cardboard carton.
2. Packing as customers' requirements.



Black Glass Spigot Projects







FAQ

1.what material do you have ?

SS304, SS316, SS316L, duplex 2205, ect.

2.Can you send me your whole price list ?

Sorry, as the price related to many factors, such as quantity, material type, surface treatment and so on, we will offer you exact quote after we confirm your detailed requirements.

3.Do you offer OEM & ODM service ?

Yes, we can make the products according to your technical drawings or samples. We are professional in investment casting, die casting, stamping, CNC machining, etc.

4.What kind of payment you accept ?

T/T, L/C, PayPal, West Union, etc.

5.What is your payment term ?

T/T (30/70) or L/C at sight.

6.What is your delivery time ?

Within 5 workdays for hot-sale items. 15-25 workdays for bath orders.

7.Do you offer after-sale service ?

Of course, any question after you purchase our products, we will get back to you within 24 hours.

Contact

Any inquiries or questions, please leave a message. Will get back to you as soon as possible!

For any urgent enquiry, please get in touch below:

Skype: launch_04

wechat:Doris_dp

Mob/whats APP: +86-13530506265



董 萍 Doris Dong

Senior Sales Representative

☎ (86) 135 3050 6265

深圳市南山区南山大道1092号亿利达大厦B区3栋5003

Room 5003, Building 3, Yilida Building, No.1092
Nanshan Road, Nanshan District, Shenzhen, China
postal code 518054

☎ (86-755) 8603 7559

☎ (86-755) 8637 2611

✉ sales04@launch-china.cn

💻 www.launch-china.com

www.chinabalustrade.com