

New design bracket which is brushed stainless steel wall to tubing type handrail brackets is hot on sale now.

This model of bracket is also adjustable .

It is wall to tubing type handrail bracket.

It is used for supporting handrail fixed on the wall.

No holes need on the base , only one screw to fixed on the wall tightly.

Tubing can be round 50.8mm, round 42.4mm, or round 38mm.


Handrail can be also square 40*40mm or 50*50mm or 50*25mm.

We have different type of bracket plates to suit the tubing size.

Please check below photos:





[frameless glass balustrade,glass balcony balustrade,glass stiarcase balustrade](#)

 [glass mounting standoff with M12 x120 mm bolts to hold 8mm up to 19mm thick glass](#)

 [outdoor and indoor glass standoff, frameless standoff glass railing design, stainless steel glass standoff bracket](#)

 [frameless glass railing work with stainless steel 316 glass standoff stand offs](#)

 [adjustable glass mount brackets,adjustable glass handrail brackets ,stainless steel handrail glass brackets](#)

 [adjustable wall brackets,stainless wall brackets,wall tubing handrail brackets](#)

