

Frameless glass balustrade system is the most popular choice for preserving your view. Slotted rail on top can fix the glass panel more firmly and stably.

We have 2 types of slotted rail: one is round shape and the other is square shape. The fittings include cap, 90 degree connector, 180 degree connector and rail to wall connector, plastic insert.

All fittings are designed to suit 10-12mm tempered glass panel. The material is SS304 and SS316 grade.

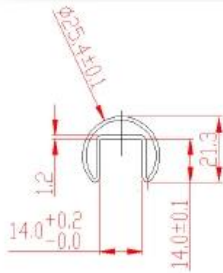
[stainless steel 316 slotted handrail for 12mm glass railing](#)



## Round slot handrail series

# Round slot handrail & fittings

slot handrail length : 5.8 meters



Round handrail fittings :

Round cap




Round wall to rail connector



Round 180 deg. connector



Round 90 deg. connector



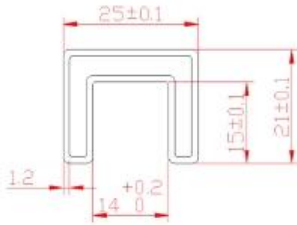

[stainless steel 316 mini top rail for balcony design, 1/2" stainless steel slotted top slotted pipe for pool fencing](#)



Square slot handrail series

# Square slot handrail & fittings

slot handrail length : 5.8 meters



## Square handrail fittings :

Square cap



Square wall to rail connector



Square 180 deg. Connector



Square 90 deg. Connector




Usually it is 5.8m long/pc and we have the top rail cut and we will do the polishing based on your requirement








Plastic insert



Mirror finish



Brushed finish





Packing pic



Project pic

[stainless steel duplex2205 glass spigot for self pool fence china manufacturer, china duplex2205 round base plate glass spigot 12mm](#)





[stainless steel 316 glass spigot for balcony, stainless steel swimming pool fencing spigot china](#)



frameless glass balustrade

frameless glass railing with spigot



[stainless steel square glass spigot deck mounting for swimming pool fence](#)  
[china supplier, china square base plate glass spigot for balcony](#)





square slotted pipe