


### Description

- Glass to glass door heavy duty hinge
- Model No.:G-G1
- Manufacture method:stamping
- Can hold  $\leq 20$ KG glass (1000x1000x8mm glass)
- Drill glass hole size: diameter 16mm
- Packaging: one pc into one plastic bag, then into one box. 12 pcs into one carton
- MOQ: one pc
- Delivery: by air/by sea
- Application:swimming pool fence,glass railing,baclony design railing, glass to glass door ,heavy glass gate
- For both commerical and modern house home design
- For both wholesale and retail (We are factory)
- Sample is always available

### Products details






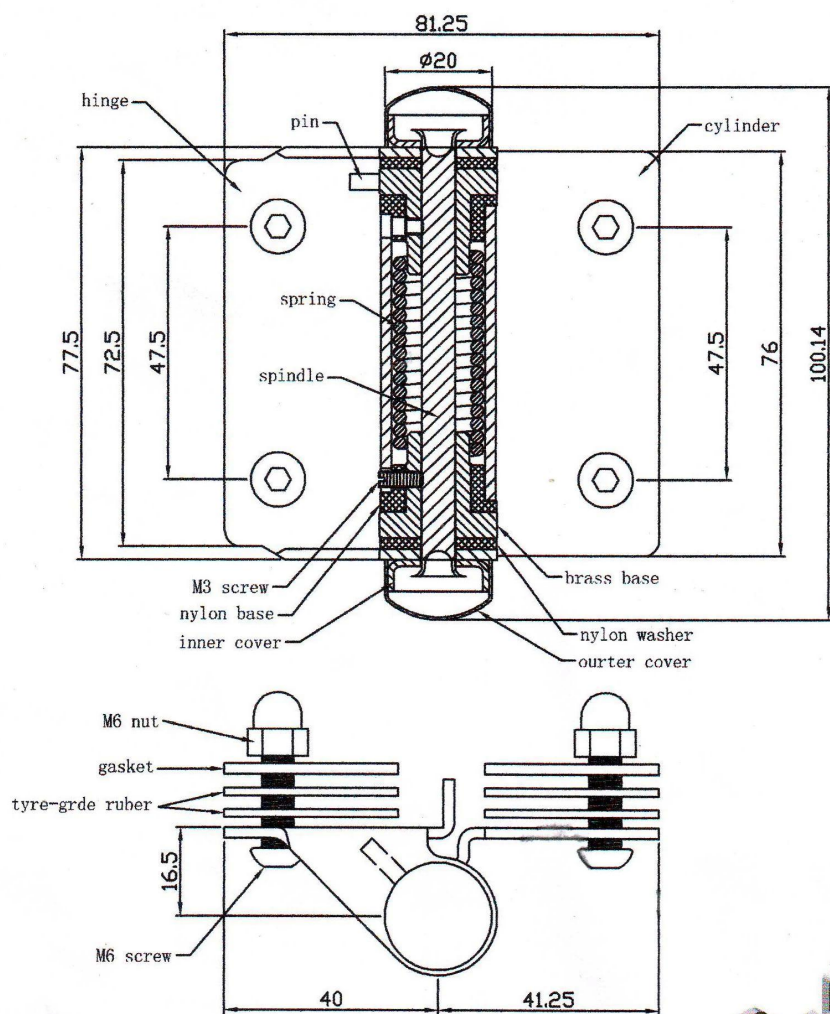
Project photos







Dreawing



Certification



## Shenzhen Launch Co.,Ltd



[www.launch-china.cn](http://www.launch-china.cn)

Need a quote or any questions, please leave a message.  
Or contact me as below info. will get back to you ASAP!





深圳市朗驰商贸有限公司  
SHENZHEN LAUNCH CO., LTD.

朗驰国际有限公司  
LAUNCH INTERNATIONAL LIMITED.

季敏

Merlin Ji

Senior Sales Representative

☎ (86) 189 6294 5180

---

深圳市南山区南山大道1092号亿利达大厦B区3栋5003

Room 5003, Building 3, Yilida Building, No.1092  
Nanshan Road, Nanshan District, Shenzhen, China  
postal code 518054

---



(86-755) 8603 7559



(86-755) 8637 2611



sales06@launch-china.cn



www.launch-china.com

www.chinabalustrade.com