

stainless steel 316 railing glass clamp glass clip holders for 10mm-12mm thickness glass panels .

Features-

Item No.	G105R
Glass thickness	10mm-12mm
Round back	For round post 38.1mm 42.4mm 50.8mm 63mm diameter
Material	304/316 stainless steel
Finish	satin, mirror , black
MOQ	1 pc

Photo of G105R-



G103R

Dimensions - 58*45*28mm


Glass Clamp Installation Guide



Mark and centre punch desired location of blind rivet nut location.



Drill centre punched hole in tube to suit blind rivet nut.




Insert blind rivet nut into tube and fasten with blind rivet tool.



Check installed blind rivet nut is secure and ready for install.




Align half glass clamp with blind rivet nut inline position. Screw in button head cap screw into thread and tighten with hex key.



Select appropriate rubber gasket to suit glass panel thickness. Install rubber gasket into both sides of glass clamp. (Note rubber gasket marked with sizes).



If heavier clamping load is required please use supplied glass clamp pin, during the install process. Note glass panels will require drilling in order to fit glass clamp pins.



Fit glass panel into position, install second half of glass clamp secure with provided hex screws.



Tighten glass clamps with hex key, and check glass panel are secure with no movement.

Packaging- 1 pc into a plastic bag , 10 pcs into a small box , 100 pcs into a carton



Glass railing designs with glass clamps-



