

stainless steel mini top rail for glass railing



round top rail

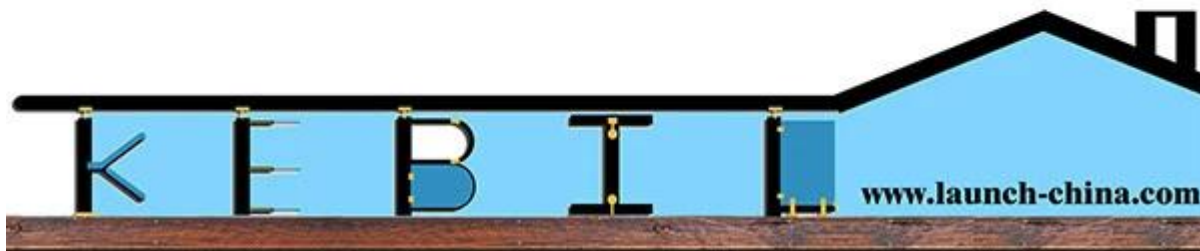

material: stainless steel 316/316L

finish: mirror or satin

dimension: dia25.4mm, groove 14*14mm, 5.8
meter per length

rail fittings: round 180 degree connector, 90
degree connector,

wall to rail connector, end cap
for 12mm glass



square top rail

material: stainless steel 316/316L

finish: mirror or satin


dimension: 25*21mm, groove 14*14mm, 5.8
meter per length

rail fittings: square 180 degree connector, 90
degree connector,

wall to rail connector, end cap
for 12mm glass



square top rail





If you have any interest in our products, please go to our [homepage](#), and we will help you to find the products you need. or [contact us](#) for recommendation.