

Tubo de corrimão redondo de 42,4 mm em aço inoxidável 316L para ser usado em cima de trilhos de vidro sem moldura como corrimãos superiores.

Os tubos de corrimão de ranhura são normalmente de 5,8 m ou 6 m de comprimento por pc. Temos conectores de 180 graus, conectores de 90 graus e tampas disponíveis.


Abaixo está a foto do tubo e acessórios para corrimão de 42,4 mm.



Mais tamanhos de tubos e tubos de fenda opcionais como abaixo

SWIMMING POOL FENCING HARDWARE


KEBIL 科比路 SHENZHEN LAUNCH CO., LTD



STAINLESS STEEL TUBE





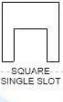



Material	Finish	Length	Size
• AISI 304L	• Satin	• 5.8 meters	• \varnothing 50.8 x 1.5mm
• AISI 316L	• Mirror		• \varnothing 42.4 x 1.5mm
			• \varnothing 38.1 x 1.5mm



Material	Finish	Length	Size
• AISI 304L	• Satin	• 5.8 meters	• 38 x 38 x 1.5mm
• AISI 316L	• Mirror		• 40 x 40 x 1.5mm
			• 50 x 50 x 1.5mm
			• 50 x 10 x 1.5mm
			• 50 x 25 x 1.5mm

<http://www.chinabalustrade.com>

STAINLESS STEEL SLOT TUBE

	DIAMETER (MM)	SLOT WIDTH (MM)	SLOT DEPTH (MM)		DIAMETER (MM)	SLOT WIDTH (MM)	SLOT DEPTH (MM)
 ROUND SINGLE SLOT	38	15	15	 ROUND 90 DEGREE SLOT	50.8	16	16
	42.4	15	15				
	42.4	24	24				
	45	20	20				
	50.8	15	15				
	50.8	20	20				
	50.8	25	25				
	50.8	30	30				
	50.8	15	20				
	60.3	20	20				
 SQUARE SINGLE SLOT	50.8	25	25	 SQUARE DOUBLE SLOT	50x50	15	15
	60.3	25	25				
	63.5	15	15				
	63.5	20	20				
	63.5	25	25				
	63.5	30	30				
	70	15	15				
	70	20	20				
	70	25	25				
	70	30	30				
 ROUND DOUBLE SLOT	50.8	15	15	 SQUARE 90 DEGREE SLOT	50x50	15	15
	50.8	25*10	10*12				
	63	20	20				
	63	25	25				



07/08

